


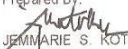
FY 2015 MONTHLY DISBURSEMENT PROGRAM
 (In Thousand Pesos)
 : State Universities and Colleges (SUCs)
 : Apayao State College
 : N/A
 : 080160000000


Department
 Agency
 Operating Unit
 Organization Code (UACS)

| Particulars | UACS CODE | Total Programs | Tax Return Adjustments (TRA) | Net Program | Full Year Requirement | | | | | | | | | | | | | | | | | | | | |
|-----------------------------------------------------------------------------------|-----------|----------------|------------------------------|-------------|-----------------------|-------|-------------|-----------|-----------|-------|-------------|-----------|-----------|-------|-------------|-----------|-----------|-------|--------|-----------|-----------------|--|--|--|--|
| | | | | | Quarter 1 | | | | Quarter 2 | | | | Quarter 3 | | | | Quarter 4 | | | | Full Year Total | | | | |
| | | | | | Jan | Feb | March | Sub Total | April | May | June | Sub Total | July | Aug | Sep | Sub Total | Oct | Nov | Dec | Sub Total | | | | | |
| 6 | 7 | 8 | 9=6+7+8 | 10 | 11 | 12 | 13=10+11+12 | 14 | 15 | 16 | 17=14+15+16 | 18 | 19 | 20 | 21=18+19+20 | 22 | | | | | | | | | |
| Part A | | | | | | | | | | | | | | | | | | | | | | | | | |
| I. Notice Cash Allocation | | | | | | | | | | | | | | | | | | | | | | | | | |
| A. Fiscal Year's (FY) Budget | | | | | | | | | | | | | | | | | | | | | | | | | |
| New GAA | | | | | | | | | | | | | | | | | | | | | | | | | |
| Comprehensive Release | | | | | | | | | | | | | | | | | | | | | | | | | |
| Specific Budget of National Govt. Agencies (Programs and Locally | | | | | | | | | | | | | | | | | | | | | | | | | |
| PS | | 37,624 | 3,010 | 34,614 | 2,586 | 2,773 | 2,628 | 7,987 | 3,104 | 3,926 | 2,628 | 9,658 | 2,585 | 2,585 | 2,622 | 7,792 | 2,635 | 2,944 | 3,598 | 9,177 | 34,614 | | | | |
| MOOE | | 12,713 | 636 | 12,077 | 845 | 725 | 845 | 2,415 | 1,268 | 1,087 | 1,268 | 3,623 | 1,087 | 1,268 | 1,268 | 3,623 | 845 | 725 | 846 | 2,416 | 12,077 | | | | |
| FinEx | | | | | | | | | | | | | | | | | | | | | | | | | |
| CO | | 22,783 | 1,139 | 21,644 | | | 675 | 675 | 1,517 | 2,567 | 1,495 | 5,579 | 1,881 | 1,864 | 3,745 | 2,425 | 1,545 | 7,675 | 11,645 | 21,644 | | | | | |
| GOP Counter Part | | | | | | | | | | | | | | | | | | | | | | | | | |
| PS | | | | | | | | | | | | | | | | | | | | | | | | | |
| MOOE | | | | | | | | | | | | | | | | | | | | | | | | | |
| FinEx | | | | | | | | | | | | | | | | | | | | | | | | | |
| CO | | | | | | | | | | | | | | | | | | | | | | | | | |
| Loan Proceeds | | | | | | | | | | | | | | | | | | | | | | | | | |
| PS | | | | | | | | | | | | | | | | | | | | | | | | | |
| MOOE | | | | | | | | | | | | | | | | | | | | | | | | | |
| FinEx | | | | | | | | | | | | | | | | | | | | | | | | | |
| CO | | | | | | | | | | | | | | | | | | | | | | | | | |
| For Later Release | | | | | | | | | | | | | | | | | | | | | | | | | |
| Specific Budget of National Govt. Agencies (Programs and Locally Funded projects) | | | | | | | | | | | | | | | | | | | | | | | | | |
| PS | | | | | | | | | | | | | | | | | | | | | | | | | |
| MOOE | | | | | | | | | | | | | | | | | | | | | | | | | |
| FinEx | | | | | | | | | | | | | | | | | | | | | | | | | |
| CO | | | | | | | | | | | | | | | | | | | | | | | | | |
| GOP Counter Part | | | | | | | | | | | | | | | | | | | | | | | | | |
| PS | | | | | | | | | | | | | | | | | | | | | | | | | |
| MOOE | | | | | | | | | | | | | | | | | | | | | | | | | |
| FinEx | | | | | | | | | | | | | | | | | | | | | | | | | |
| CO | | | | | | | | | | | | | | | | | | | | | | | | | |
| Loan Proceeds | | | | | | | | | | | | | | | | | | | | | | | | | |
| PS | | | | | | | | | | | | | | | | | | | | | | | | | |
| MOOE | | | | | | | | | | | | | | | | | | | | | | | | | |
| FinEx | | | | | | | | | | | | | | | | | | | | | | | | | |
| CO | | | | | | | | | | | | | | | | | | | | | | | | | |
| Automatic Appropriation | | | | | | | | | | | | | | | | | | | | | | | | | |
| RLIP (PS) | | 3,461 | | 3,461 | 288 | 288 | 288 | 864 | 288 | 288 | 288 | 864 | 288 | 289 | 289 | 866 | 289 | 289 | 289 | 867 | 3,461 | | | | |
| Special Account in the General Fund | | | | | | | | | | | | | | | | | | | | | | | | | |
| PS | | | | | | | | | | | | | | | | | | | | | | | | | |
| MOOE | | | | | | | | | | | | | | | | | | | | | | | | | |
| FinEx | | | | | | | | | | | | | | | | | | | | | | | | | |
| CO | | | | | | | | | | | | | | | | | | | | | | | | | |
| Special Purpose Fund (Agency specific only) | | | | | | | | | | | | | | | | | | | | | | | | | |
| PS | | | | | | | | | | | | | | | | | | | | | | | | | |
| MOOE | | | | | | | | | | | | | | | | | | | | | | | | | |
| CO | | | | | | | | | | | | | | | | | | | | | | | | | |
| Total Program, FY Budget | | | | | | | | | | | | | | | | | | | | | | | | | |
| PS | | 41,085 | 3,010 | 38,075 | 2,874 | 3,061 | 2,916 | 8,851 | 3,392 | 4,214 | 2,916 | 10,522 | 2,873 | 2,874 | 2,911 | 8,658 | 2,924 | 3,233 | 3,887 | 10,044 | 38,075 | | | | |
| MOOE | | 12,713 | 636 | 12,077 | 845 | 725 | 845 | 2,415 | 1,268 | 1,087 | 1,268 | 3,623 | 1,087 | 1,268 | 1,268 | 3,623 | 845 | 725 | 846 | 2,416 | 12,077 | | | | |
| FinEx | | | | | | | | | | | | | | | | | | | | | | | | | |
| CO | | 22,783 | 1,139 | 21,644 | | | 675 | 675 | 1,517 | 2,567 | 1,495 | 5,579 | 1,881 | 1,864 | 3,745 | 2,425 | 1,545 | 7,675 | 11,645 | 21,644 | | | | | |

| | | | | | | | | | | | | | | | | | | | | |
|-------------------------------------------------------------------|-----------|--------|--------|--------|-------|-------|--------|-------|-------|-------|--------|-------|-------|-------|--------|-------|-------|--------|--------|--------|
| B. Prior Year(PY) Obligation | | | | | | | | | | | | | | | | | | | | |
| Prior Year Accounts Payable | | | | | | | | | | | | | | | | | | | | |
| PS | | | | | | | | | | | | | | | | | | | | |
| MOOE | | | | | | | | | | | | | | | | | | | | |
| FinEx | | | | | | | | | | | | | | | | | | | | |
| CO | | | | | | | | | | | | | | | | | | | | |
| | 5,363 | 268 | 5,095 | 1,652 | 1,466 | 1,736 | 4,854 | 241 | | | | | | | | | | | 5,095 | |
| Not yet Due and Demandable Obligations | | | | | | | | | | | | | | | | | | | | |
| PS | | | | | | | | | | | | | | | | | | | | |
| MOOE | | | | | | | | | | | | | | | | | | | | |
| FinEx | | | | | | | | | | | | | | | | | | | | |
| CO | | | | | | | | | | | | | | | | | | | | |
| Total Program PY Obligation | | | | | | | | | | | | | | | | | | | | |
| PS | | | | | | | | | | | | | | | | | | | | |
| MOOE | | | | | | | | | | | | | | | | | | | | |
| FinEx | | | | | | | | | | | | | | | | | | | | |
| CO | | | | | | | | | | | | | | | | | | | | |
| | 5,363 | 268 | 5,095 | 1,652 | 1,466 | 1,736 | 4,854 | 241 | | | | | | | | | | | 5,095 | |
| Total NCA Program | | | | | | | | | | | | | | | | | | | | |
| | 81,944 | 5,053 | 76,891 | 5,371 | 5,252 | 6,172 | 16,795 | 6,418 | 7,868 | 5,679 | 19,965 | 3,960 | 6,023 | 6,043 | 16,026 | 6,194 | 5,503 | 12,408 | 24,105 | 76,891 |
| | 41,085 | 3,010 | 38,075 | 2,874 | 3,061 | 2,916 | 8,851 | 3,392 | 4,214 | 2,916 | 10,522 | 2,873 | 2,874 | 2,911 | 8,658 | 2,924 | 3,233 | 3,887 | 10,044 | 38,075 |
| | 12,713 | 636 | 12,077 | 845 | 725 | 845 | 2,415 | 1,268 | 1,087 | 1,268 | 3,623 | 1,087 | 1,268 | 1,268 | 3,623 | 845 | 725 | 846 | 2,416 | 12,077 |
| | 28,146 | 1,407 | 26,739 | 1,652 | 1,466 | 2,411 | 5,529 | 1,758 | 2,567 | 1,495 | 5,820 | 1,881 | 1,864 | 3,745 | 2,425 | 1,545 | 7,675 | 11,645 | 26,739 | |
| II. Cash Disbursement Ceiling(for DFA and DOLE only). | | | | | | | | | | | | | | | | | | | | |
| PS | | | | | | | | | | | | | | | | | | | | |
| MOOE | | | | | | | | | | | | | | | | | | | | |
| FinEx | | | | | | | | | | | | | | | | | | | | |
| CO | | | | | | | | | | | | | | | | | | | | |
| II. Non-Cash Availment Authority | | | | | | | | | | | | | | | | | | | | |
| PS | | | | | | | | | | | | | | | | | | | | |
| MOOE | | | | | | | | | | | | | | | | | | | | |
| FinEx | | | | | | | | | | | | | | | | | | | | |
| CO | | | | | | | | | | | | | | | | | | | | |
| IV. TAX REMITTANCE ADVISE | | | | | | | | | | | | | | | | | | | | |
| | | 3,010 | | 225 | 241 | 229 | 695 | 270 | 341 | 229 | 840 | 225 | 225 | 228 | 678 | 229 | 256 | 312 | 797 | 3,010 |
| | | 636 | | 44 | 38 | 44 | 128 | 67 | 57 | 67 | 191 | 57 | 67 | 68 | 192 | 44 | 38 | 45 | 127 | 636 |
| | | | | | | | | | | | | | | | | | | | | |
| | | 1,407 | | 87 | 77 | 126 | 290 | 94 | 135 | 79 | 308 | | 99 | 98 | 197 | 128 | 81 | 403 | 612 | 1,407 |
| V. OTHERS | | | | | | | | | | | | | | | | | | | | |
| Part B | 40,578 | 2,710 | 37,868 | 3,155 | 3,155 | 3,155 | 9,465 | 3,155 | 3,155 | 3,155 | 9,465 | 3,155 | 3,155 | 3,155 | 9,465 | 3,155 | 3,155 | 3,163 | 9,473 | 37,868 |
| Major Prorgams/Projects | 40,578 | 2,710 | 37,868 | 3,155 | 3,155 | 3,155 | 9,465 | 3,155 | 3,155 | 3,155 | 9,465 | 3,155 | 3,155 | 3,155 | 9,465 | 3,155 | 3,155 | 3,163 | 9,473 | 37,868 |
| KRA No. 2 - POVERTY REDUCTION AND EMPOWERMENT OF THE POOR AND THE | | | | | | | | | | | | | | | | | | | | |
| Operations | 300000000 | 40,578 | 2,710 | 37,868 | 3,155 | 3,155 | 3,155 | 9,465 | 3,155 | 3,155 | 3,155 | 9,465 | 3,155 | 3,155 | 9,465 | 3,155 | 3,155 | 3,163 | 9,473 | 37,868 |
| MFO 1: HIGHER | 301000000 | 38,719 | 2,617 | 36,102 | 3,008 | 3,008 | 3,008 | 9,024 | 3,008 | 3,008 | 3,008 | 9,024 | 3,008 | 3,008 | 9,024 | 3,008 | 3,008 | 3,014 | 9,030 | 36,102 |
| Provision of Higher Education Services including P2,848,000 | 301010000 | 38,719 | 2,617 | 36,102 | 3,008 | 3,008 | 3,008 | 9,024 | 3,008 | 3,008 | 3,008 | 9,024 | 3,008 | 3,008 | 9,024 | 3,008 | 3,008 | 3,014 | 9,030 | 36,102 |
| MFO 2: RESEARCH | 302000000 | 1,100 | 55 | 1,045 | 87 | 87 | 87 | 261 | 87 | 87 | 87 | 261 | 87 | 87 | 261 | 87 | 87 | 88 | 262 | 1,045 |
| Conduct of Research | 302010000 | 1,100 | 55 | 1,045 | 87 | 87 | 87 | 261 | 87 | 87 | 87 | 261 | 87 | 87 | 261 | 87 | 87 | 88 | 262 | 1,045 |
| MFO 3: TECHNICAL | 303000000 | 759 | 38 | 721 | 60 | 60 | 60 | 180 | 60 | 60 | 60 | 180 | 60 | 60 | 180 | 60 | 60 | 61 | 181 | 721 |
| Provision of Extension | 303010000 | 759 | 38 | 721 | 60 | 60 | 60 | 180 | 60 | 60 | 60 | 180 | 60 | 60 | 180 | 60 | 60 | 61 | 181 | 721 |

Prepared By:

 JOYCE L. PATAY
 Budget Officer
 Date: 30 November 2014

Prepared By:

 JEMMARIE S. KOTOKEN
 Accountant
 Date: 30 November 2014

Approved By:

 NIEVES A. DACYON
 College President
 Date: 30 November 2014